

Recombinant human VEGFR1 protein, C-His-Avi (HEK293), Biotin conjugated

Catalog Number: bs-47225P-Bio

Concentration: >0.5 mg/ml

AA Seq: 27-687/1338

Predicted MW: 85

Detected MW: Due to glycosylation, the protein migrates to 100-120 kDa based on Tris-Bis PAGE result.

Tags: C-His-Avi

Activity: Not tested

Endotoxin: <1.0 EU/μg as determined by LAL

Purity: >95% as determined by Tris-Bis PAGE; >95% as determined by SEC-HPLC

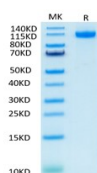
Purification: AC

Storage: Lyophilized from 0.22um filtered solution in PBS (pH7.4) with 5mM DTT. Normally 5% trehalose is added as protectant before Lyophilization.

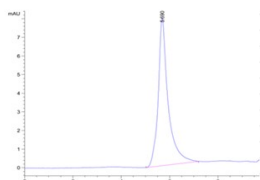
Stored at -70°C or -20°C. Avoid repeated freeze/thaw cycles.

Background: VEGF Receptor 1 (also known as FLT) belongs to the src gene family and shows tyrosine protein kinase activity that is important for the control of cell proliferation and differentiation. The protein acts as a receptor for VEGF, VEGFB and PGF. An alternatively spliced form of the gene produces a soluble protein (sFlt1) which binds vascular endothelial growth factor (VEGF) with high affinity. sFlt1 has a higher affinity for VEGF indicating that it may function as an inhibitor in the VEGF response. VEGF Receptor 1 is specifically expressed in most vascular endothelial cells and peripheral blood monocytes.

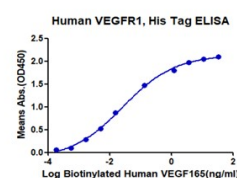
VALIDATION IMAGES



Recombinant VEGFR1 Protein on Tris-Bis PAGE under reduced conditions. The purity is greater than 95%.



The purity of VEGFR1 Protein is greater than 95% as determined by SEC-HPLC.



Immobilized Human VEGFR1 at 0.5ug/ml (100ul/Well). Dose response curve for Biotinylated Human VEGF165(Cat.VEG-HM465B) with the EC50 of 26.17ng/ml determined by ELISA.