

## Recombinant human TSLP protein (R127A, R130A), C-His-Avi (HEK293)

Catalog Number: bs-47223P

Concentration: >0.5 mg/ml

AA Seq: 29-159/159

Predicted MW: 17.7

Detected MW: Due to glycosylation, the protein migrates to 25-38 kDa based on Tris-Bis PAGE result.

Tags: C-His-Avi

Activity: Not tested

Endotoxin: <1.0 EU/μg as determined by LAL

Purity: >95% as determined by Tris-Bis PAGE; >95% as determined by SEC-HPLC

Purification: AC

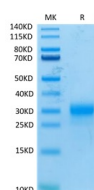
Form: Lyophilized

Storage: Lyophilized from 0.22um filtered solution in PBS (pH7.4) with 5mM DTT. Normally 5% trehalose is added as protectant before Lyophilization.

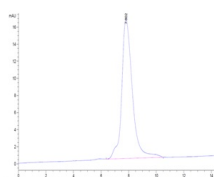
Stored at -70°C or -20°C. Avoid repeated freeze/thaw cycles.

**Background:** Thymic stromal lymphopoietin (TSLP) is a novel cytokine that was found to promote the development of murine B cells in vitro. This protein, which is expressed in a number of tissues including heart, liver and prostate, prevented apoptosis and stimulated growth of the human acute myeloid leukemia (AML)-derived cell line MUTZ-3. Anti-interleukin (IL)-7 receptor antibodies (Abs) neutralized this effect indicating that TSLP binds to at least part of the IL-7 receptor complex. TSLP induced phosphorylation of signal transducer and activator of transcription (STAT)-5.

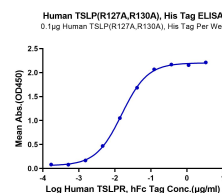
### VALIDATION IMAGES



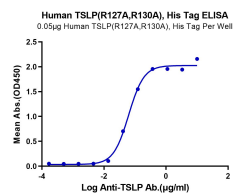
Human TSLP(R127A, R130A) on Tris-Bis PAGE under reduced conditions. The purity is greater than 95%.



The purity of Human TSLP(R127A, R130A) is greater than 95% as determined by SEC-HPLC.



Immobilized Human TSLP(R127A, R130A), His Tag at 1μg/ml (100μl/Well). Dose response curve for Human TSLP, hFc Tag with the EC50 of 15.5ng/ml determined by ELISA.



Immobilized Human TSLP(R127A,R130A) at 0.5µg/ml (100µl/Well). Dose response curve for Anti-Human TSLP Ab.with the EC50 of 62.6ng/ml determined by ELISA.