

Recombinant human TSLP protein, C-His-Avi (HEK293), Biotin conjugated

Catalog Number: bs-47222P-Bio

Concentration: >0.5 mg/ml

AA Seq: 29-159/159

Predicted MW: 21

Detected MW: Due to glycosylation, the protein migrates to 12 & 20-25 kDa based on Tris-Bis PAGE result.

Tags: C-His-Avi

Activity: Not tested

Endotoxin: <1.0 EU/μg as determined by LAL

Purity: >95% as determined by Tris-Bis PAGE; >95% as determined by SEC-HPLC

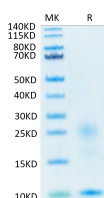
Purification: AC

Storage: Lyophilized from 0.22um filtered solution in PBS (pH7.4) with 5mM DTT. Normally 5% trehalose is added as protectant before Lyophilization.

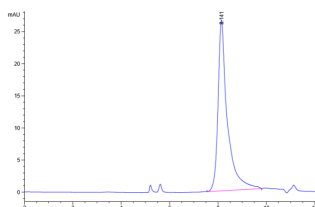
Stored at -70°C or -20°C. Avoid repeated freeze/thaw cycles.

Background: Thymic stromal lymphopoietin (TSLP) is a novel cytokine that was found to promote the development of murine B cells in vitro. This protein, which is expressed in a number of tissues including heart, liver and prostate, prevented apoptosis and stimulated growth of the human acute myeloid leukemia (AML)-derived cell line MUTZ-3. Anti-interleukin (IL)-7 receptor antibodies (Abs) neutralized this effect indicating that TSLP binds to at least part of the IL-7 receptor complex. TSLP induced phosphorylation of signal transducer and activator of transcription (STAT)-5.

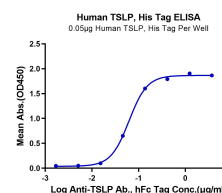
VALIDATION IMAGES



Human TSLP on Tris-Bis PAGE under reduced conditions. The purity is greater than 95%.



The purity of Human TSLP is greater than 95% as determined by SEC-HPLC.



Immobilized Human TSLP, His Tag at 0.5μg/ml (100μl/Well). Dose response curve for Anti-Human TSLP Ab. with the EC50 of 62.2ng/ml determined by ELISA.