

Recombinant human Mesothelin, C-His-Avi (HEK293), Biotin conjugated

Catalog Number: bs-47157P-Bio

Concentration: >0.5 mg/ml

AA Seq: 296-580/630

Predicted MW: 35.2

Detected MW: Due to glycosylation, the protein migrates to 40-50 kDa based on Tris-Bis PAGE result.

Tags: C-His-Avi

Activity: Not tested

Endotoxin: <1.0 EU/μg as determined by LAL

Purity: >95% as determined by Tris-Bis PAGE; >95% as determined by SEC-HPLC

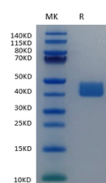
Purification: AC

Storage: Lyophilized from 0.22um filtered solution in PBS (pH7.4) with 5mM DTT. Normally 5% trehalose is added as protectant before Lyophilization.

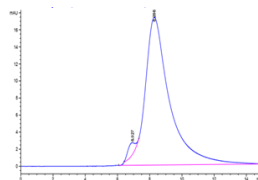
Stored at -70°C or -20°C. Avoid repeated freeze/thaw cycles.

Background: Mesothelin(MSLN) may play a role in cell adhesion and cell shape dynamics; human homolog highly expressed in renal cell carcinoma. malignant tumors, such as a skin lump, ovary cancer and the pancreas cancer...etc..Mainly used for the research of the malignant tumor.

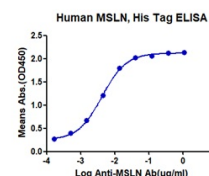
VALIDATION IMAGES



Recombinant Human Mesothelin / MSLN on Tris-Bis PAGE under reduced condition. The purity is greater than 95%.



The purity of Human Mesothelin / MSLN was greater than 95% as determined by SEC-HPLC.



Immobilized Human Mesothelin / MSLN at 0.5μg/ml (100μl/Well). Dose response curve for Anti-MSLN Ab. with the EC50 of 4.2ng/ml determined by ELISA.