

## Recombinant human IL-13 protein, N-His-Avi (HEK293)

Catalog Number: bs-47121P

Concentration: >0.5 mg/ml

AA Seq: 21-132/146

Predicted MW: 16

Detected MW: Due to glycosylation, the protein migrates to 15 and 25-45 kDa based on Tris-Bis PAGE result.

Tags: N-His-Avi

Activity: Not tested

Endotoxin: <1.0 EU/μg as determined by LAL

Purity: >95% as determined by Tris-Bis PAGE; >95% as determined by SEC-HPLC

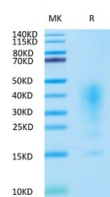
Purification: AC

Form: Lyophilized

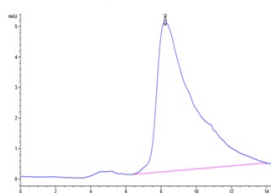
Storage: Lyophilized from 0.22μm filtered solution in PBS (pH7.4) with 5mM DTT. Normally 5% trehalose is added as protectant before Lyophilization.  
Stored at -70°C or -20°C. Avoid repeated freeze/thaw cycles.

Background: This gene encodes an immunoregulatory cytokine produced primarily by activated Th2 cells. This cytokine is involved in several stages of B-cell maturation and differentiation. It up-regulates CD23 and MHC class II expression, and promotes IgE isotype switching of B cells. This cytokine down-regulates macrophage activity, thereby inhibits the production of pro-inflammatory cytokines and chemokines. This cytokine is found to be critical to the pathogenesis of allergen-induced asthma but operates through mechanisms independent of IgE and eosinophils. This gene, IL3, IL5, IL4, and CSF2 form a cytokine gene cluster on chromosome 5q, with this gene particularly close to IL4. [provided by RefSeq, Jul 2008]

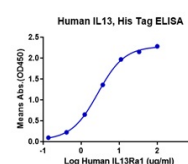
### VALIDATION IMAGES



Recombinant IL-13 Protein on Tris-Bis PAGE under reduced conditions. The purity is greater than 95%.



The purity of IL-13 Protein is greater than 95% as determined by SEC-HPLC.



Immobilized Human IL-13 at 1μg/ml (100μl/Well). Dose response curve for IL13Ra1 with the EC50 of 2.7μg/ml determined by ELISA.