

Recombinant human CD30 protein, C-His-Avi (HEK293), Biotin conjugated

Catalog Number: bs-47057P-Bio

Concentration: >0.5 mg/ml

AA Seq: 19-379/595

Predicted MW: 41.3

Detected MW: Due to glycosylation, the protein migrates to 70-100 kDa based on Tris-Bis PAGE result.

Tags: C-His-Avi

Activity: Not tested

Endotoxin: <1.0 EU/μg as determined by LAL

Purity: >95% as determined by Tris-Bis PAGE; >95% as determined by SEC-HPLC

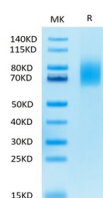
Purification: AC

Storage: Lyophilized from 0.22μm filtered solution in PBS (pH7.4) with 5mM DTT. Normally 5% trehalose is added as protectant before Lyophilization.

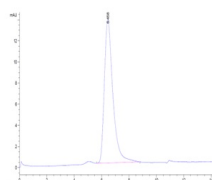
Stored at -70°C or -20°C. Avoid repeated freeze/thaw cycles.

Background: The protein encoded by this gene is a member of the TNF-receptor superfamily. This receptor is expressed by activated, but not by resting, T and B cells. TRAF2 and TRAF5 can interact with this receptor, and mediate the signal transduction that leads to the activation of NF-kappaB. This receptor is a positive regulator of apoptosis, and also has been shown to limit the proliferative potential of autoreactive CD8 effector T cells and protect the body against autoimmunity. Two alternatively spliced transcript variants of this gene encoding distinct isoforms have been reported. [provided by RefSeq, Jul 2008]

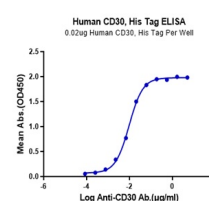
VALIDATION IMAGES



Recombinant Human CD30 Protein on Tris-Bis PAGE under reduced condition. The purity is greater than 95%.



The purity of Recombinant Human CD30 Protein is greater than 95% as determined by SEC-HPLC.



Immobilized Human CD30,His Tag at 0.2ug/ml(100ul/Well). Dose response curve for Anti-CD30 Ab. with the EC50 of 9.7ng/ml determined by ELISA.