

## Recombinant Cyn. monkey BCMA protein, C-hFc (HEK293)

Catalog Number: bs-47034P

Concentration: >0.5 mg/ml

AA Seq: 1-53/183

Predicted MW: 31.5

Detected MW: Due to glycosylation, the protein migrates to 35-45 kDa based on Tris-Bis PAGE result.

Tags: C-hFc

Activity: Not tested

Endotoxin: <1.0 EU/μg as determined by LAL

Purity: >95% as determined by Tris-Bis PAGE; >95% as determined by SEC-HPLC

Purification: AC

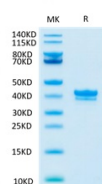
Form: Lyophilized

Storage: Lyophilized from 0.22μm filtered solution in PBS (pH7.4) with 5mM DTT. Normally 5% trehalose is added as protectant before Lyophilization.

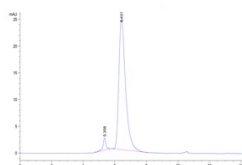
Stored at -70°C or -20°C. Avoid repeated freeze/thaw cycles.

**Background:** The protein encoded by this gene is a member of the TNF-receptor superfamily. This receptor is preferentially expressed in mature B lymphocytes, and may be important for B cell development and autoimmune response. This receptor has been shown to specifically bind to the tumor necrosis factor (ligand) superfamily, member 13b (TNFSF13B/TALL-1/BAFF), and to lead to NF-kappaB and MAPK8/JNK activation. This receptor also binds to various TRAF family members, and thus may transduce signals for cell survival and proliferation. [provided by RefSeq].

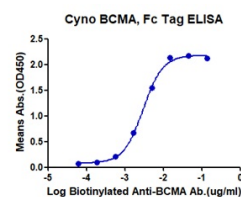
### VALIDATION IMAGES



Cynomolgus BCMA on Tris-Bis PAGE under reduced condition. The purity is greater than 95%.



The purity of Cynomolgus BCMA is greater than 95% as determined by SEC-HPLC.



Immobilized Cyno BCMA, hFc Tag at 1μg/ml (100μl/Well). Dose response curve for Biotinylated Anti-Human BCMA Ab. with the EC50 of 3ng/ml determined by ELISA.