

Recombinant SARS-CoV-2 Spike RBD protein (E417N, E484K, N501Y), His

Catalog Number: bs-41449P

Concentration: >0.5 mg/ml

AA Seq: 319-541/1273

Predicted MW: 30

Detected MW: 36 kDa

Tags: His

Activity: Yes

Endotoxin: Not analyzed

Purity: >90% as determined by SDS-PAGE

Purification: AC

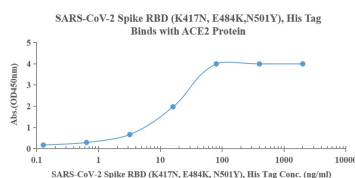
Form: Lyophilized or Liquid

Storage: PBS (pH7.4).

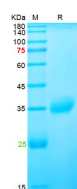
Stored at -70°C or -20°C. Avoid repeated freeze/thaw cycles.

Background: The SARS-CoV-2 spike (S) protein is the target of vaccine design efforts to end the COVID-19 pandemic. Despite a low mutation rate, isolates with the D614G substitution in the S protein appeared early during the pandemic, and are now the dominant form worldwide. Here, we analyze the D614G mutation in the context of a soluble S ectodomain construct.

VALIDATION IMAGES



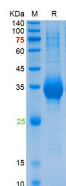
Measured by its binding ability in a functional ELISA. Immobilized human ACE2, His-Avi Tag (Cat: bs-46001P) at 2µg/ml (100ul/Well) can bind SARS-CoV-2 Spike RBD (K417N, E484K, N501Y), His Tag (Cat: bs-41449P), the EC50 is 15.63ng/ml.



The purity of the protein is greater than 90% as determined by reducing SDS-PAGE.



The purity of the protein is greater than 90% as determined by reducing SDS-PAGE.



The purity of the protein is greater than 90% as determined by reducing SDS-PAGE.