

辣根过氧化物酶标记的山羊抗小鼠IgG（经特异性吸附）（即用型二抗）

Goat Anti-Mouse IgG H&L (min X Hu, Bov, Hrs, Rb, Sw Sr Prot)/HRP (Ready to use)

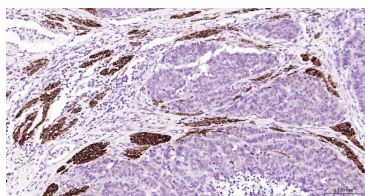
产品编号: IHC007

保存条件: 2-8℃保存, 避免反复冻融。

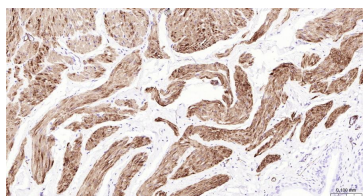
产品介绍: 本试剂是即用型免疫组化二抗, 抗体经过多种属特异性吸附, 高灵敏更高, 背景染色更低, 直接滴加, 操作方便, 孵育时间短, 适用于冷冻切片、石蜡切片及固定的细胞涂片。

如以每张切片加入1滴(约50μl)计算, 3ml可做60张切片, 6ml可做120张切片。

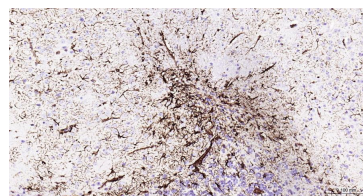
产品图片



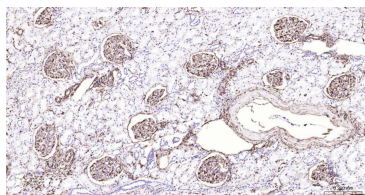
Paraformaldehyde-fixed, paraffin embedded Human esophageal cancer; Antigen retrieval by boiling in sodium citrate buffer (pH6.0) for 15 min; Antibody incubation with Desmin Monoclonal Antibody, Unconjugated(bsm-33229M) at 1:200 overnight at 4°C, followed by conjugation to the IHC007 and DAB (C-0010) staining.



Paraformaldehyde-fixed, paraffin embedded Rat bladder; Antigen retrieval by boiling in sodium citrate buffer (pH6.0) for 15 min; Antibody incubation with Desmin Monoclonal Antibody, Unconjugated(bsm-33229M) at 1:200 overnight at 4°C, followed by conjugation to the IHC007 and DAB (C-0010) staining.



Paraformaldehyde-fixed, paraffin embedded Mouse brain; Antigen retrieval by boiling in sodium citrate buffer (pH6.0) for 15 min; Antibody incubation with GFAP Monoclonal Antibody, Unconjugated(bsm-42001M) at 1:200 overnight at 4°C, followed by conjugation to the IHC007 and DAB (C-0010) staining.



Paraformaldehyde-fixed, paraffin embedded Human Kidney; Antigen retrieval by boiling in sodium citrate buffer (pH6.0) for 15 min; Antibody incubation with Vimentin Monoclonal Antibody, Unconjugated(bsm-33170M) at 1:200 overnight at 4°C, followed by conjugation to the IHC007 and DAB (C-0010) staining.