

## 辣根过氧化物酶标记的山羊抗兔IgG（即用型二抗） Goat Anti-Rabbit IgG H&L/HRP (Ready to use)

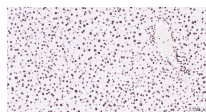
产品编号：IHC005

保存条件：2-8℃保存，避免反复冻融。

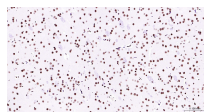
产品介绍：本试剂是即用型免疫组化二抗，高灵敏度，低背景染色，直接滴加，操作方便，孵育时间短，适用于冷冻切片、石蜡切片及固定的细胞涂片。

如以每张切片加入1滴（约50μl）计算，3ml可做60张切片，6ml可做120张切片。

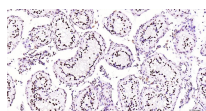
### 产品图片



Paraformaldehyde-fixed, paraffin embedded Mouse liver; Antigen retrieval by boiling in sodium citrate buffer (pH6.0) for 15 min; Antibody incubation with Histone H3 Monoclonal Antibody, Unconjugated(bsm-33042R) at 1:200 overnight at 4°C, followed by conjugation to the IHC005 and DAB (C-0010) staining.



Paraformaldehyde-fixed, paraffin embedded Rat brain; Antigen retrieval by boiling in sodium citrate buffer (pH6.0) for 15 min; Antibody incubation with Histone H3 Monoclonal Antibody, Unconjugated(bsm-33042R) at 1:200 overnight at 4°C, followed by conjugation to the IHC005 and DAB (C-0010) staining.



Paraformaldehyde-fixed, paraffin embedded Human testicles; Antigen retrieval by boiling in sodium citrate buffer (pH6.0) for 15 min; Antibody incubation with Histone H3 Monoclonal Antibody, Unconjugated(bsm-33042R) at 1:200 overnight at 4°C, followed by conjugation to the IHC005 and DAB (C-0010) staining.