

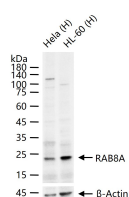
bsm-62708R**[Primary Antibody]****Bioss**
ANTIBODIES

www.bioss.com.cn

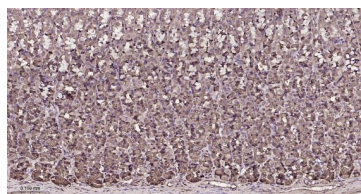
sales@bioss.com.cn

techsupport@bioss.com.cn

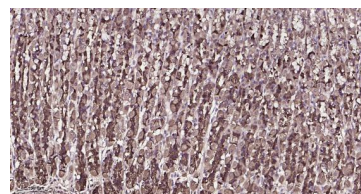
400-901-9800

RAB8A Recombinant Rabbit mAb**DATASHEET****Host:** Rabbit**Isotype:** IgG**Clonality:** Recombinant**CloneNo.:** 4A4**GeneID:** 4218**SWISS:** P61006**Target:** RAB8A**Immunogen:** A synthesized peptide derived from human Rab8A: 165-195.**Purification:** affinity purified by Protein A**Storage:** 10mM phosphate buffered saline(pH 7.4) with 150mM sodium chloride, 0.05% BSA, 0.02% Proclin300 and 50% glycerol. Store at 4°C for short term. Store at -20°C for long term. Avoid repeated freeze/thaw cycles.**Background:** May be involved in vesicular trafficking and neurotransmitter release. Together with RAB11A, RAB3IP, the exocyst complex, PARD3, PRKCI, ANXA2, CDC42 and DNMBP promotes transcytosis of PODXL to the apical membrane initiation sites (AMIS), apical surface formation and lumenogenesis. Together with MYO5B and RAB11A participates in epithelial cell polarization.**Applications:** **WB** (1:500-1:2000)**IHC-P** (1:100-1:500)**IHC-F** (1:100-1:500)**IF** (1:100-1:500)**Flow-Cyt** (1:20-1:100)**ICC/IF** (1:50-1:200)**Reactivity:** Human, Mouse, Rat**Predicted
MW.:** 24**Subcellular
Location:** Cell membrane ,Cytoplasm**VALIDATION IMAGES**

25 ug total protein per lane of various lysates (see on figure) probed with RAB8A monoclonal antibody, unconjugated (bsm-62708R) at 1:2000 dilution and 4°C overnight incubation. Followed by conjugated secondary antibody incubation at r.t. for 60 min.



Paraformaldehyde-fixed, paraffin embedded Rat Stomach; Antigen retrieval by boiling in sodium citrate buffer (pH6.0) for 15 min; Antibody incubation with RAB8A Monoclonal Antibody, Unconjugated(bsm-62708R) at 1:200 overnight at 4°C, followed by conjugation to the bs-0295G-HRP and DAB (C-0010) staining.



Paraformaldehyde-fixed, paraffin embedded Mouse Stomach; Antigen retrieval by boiling in sodium citrate buffer (pH6.0) for 15 min; Antibody incubation with RAB8A Monoclonal Antibody, Unconjugated(bsm-62708R) at 1:200 overnight at 4°C, followed by conjugation to the bs-0295G-HRP and DAB (C-0010) staining.