

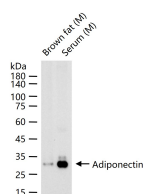
bsm-61121R**[Primary Antibody]****Bioss**
ANTIBODIES

www.bioss.com.cn

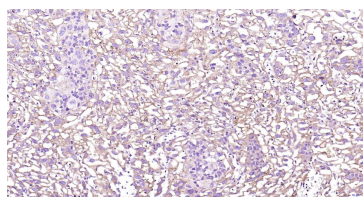
sales@bioss.com.cn

techsupport@bioss.com.cn

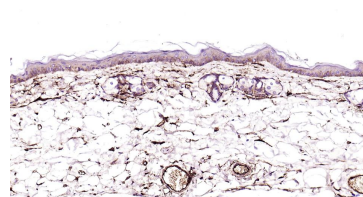
400-901-9800

Adiponectin Recombinant Rabbit mAb**— DATASHEET —****Host:** Rabbit**Isotype:** IgG**Clonality:** Recombinant**CloneNo.:** 11F6**GeneID:** 11450**SWISS:** Q60994**Target:** Adiponectin**Immunogen:** A synthesized peptide derived from mouse Adiponectin: 1-247.**Purification:** affinity purified by Protein A**Storage:** 10mM phosphate buffered saline(pH 7.4) with 150mM sodium chloride, 0.05% BSA, 0.02% Proclin300 and 50% glycerol. Store at 4°C for short term. Store at -20°C for long term. Avoid repeated freeze/thaw cycles.**Background:** Important adipokine involved in the control of fat metabolism and insulin sensitivity, with direct anti-diabetic, anti-atherogenic and anti-inflammatory activities. Stimulates AMPK phosphorylation and activation in the liver and the skeletal muscle, enhancing glucose utilization and fatty-acid combustion.**Applications:** **WB** (1:500-2000)**IHC-P** (1:50-200)**IHC-F** (1:50-200)**IF** (1:50-200)**ICC/IF** (1:50-200)**Reactivity:** Mouse**Predicted
MW.:** 27**Subcellular
Location:** Secreted**— VALIDATION IMAGES —**

25 ug total protein per lane of various lysates (see on figure) probed with Adiponectin monoclonal antibody, unconjugated (bsm-61121R) at 1:1000 dilution and 4°C overnight incubation. Followed by conjugated secondary antibody incubation at r.t. for 60 min.



Paraformaldehyde-fixed, paraffin embedded Mouse placenta; Antigen retrieval by boiling in sodium citrate buffer (pH6.0) for 15 min; Antibody incubation with Adiponectin Monoclonal Antibody, Unconjugated (bsm-61121R) at 1:200 overnight at 4°C, followed by conjugation to the bs-0295G-HRP and DAB (C-0010) staining.



Paraformaldehyde-fixed, paraffin embedded Mouse skin; Antigen retrieval by boiling in sodium citrate buffer (pH6.0) for 15 min; Antibody incubation with Adiponectin Monoclonal Antibody, Unconjugated (bsm-61121R) at 1:200 overnight at 4°C, followed by conjugation to the bs-0295G-HRP and DAB (C-0010) staining.