

**bsm-60825R****[ Primary Antibody ]****BioSS**  
**ANTIBODIES**

www.bioss.com.cn

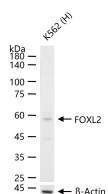
sales@bioss.com.cn

techsupport@bioss.com.cn

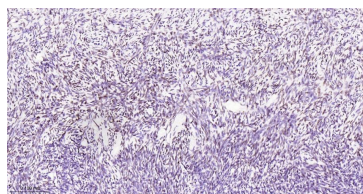
400-901-9800

**FOXL2 Recombinant Rabbit mAb****— DATASHEET —**

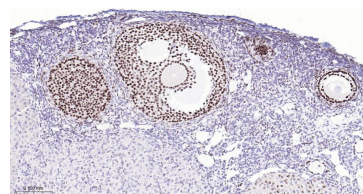
<b>Host:</b> Rabbit	<b>Isotype:</b> IgG	<b>Applications:</b> WB (1:500-2000) <b>IHC-P</b> (1:50-200) <b>IHC-F</b> (1:50-200) <b>IF</b> (1:50-200)  <b>Reactivity:</b> Human, Mouse, Rat   <b>Predicted MW.:</b> 45 kDa  <b>Subcellular Location:</b> Nucleus
<b>Clonality:</b> Recombinant	<b>CloneNo.:</b> 9G10	
<b>GeneID:</b> 668	<b>SWISS:</b> P58012.1	
<b>Target:</b> FOXL2		
<b>Purification:</b> affinity purified by Protein A		
<b>Concentration:</b> 1mg/ml		
<b>Storage:</b> PBS, Glycerol, BSA. Shipped at 4°C. Store at -20°C for one year. Avoid repeated freeze/thaw cycles.		
<b>Background:</b> Transcriptional regulator. Critical factor essential for ovary differentiation and maintenance, and repression of the genetic program for somatic testis determination. Prevents trans-differentiation of ovary to testis through transcriptional repression of the Sertoli cell-promoting gene SOX9 (By similarity). Has apoptotic activity in ovarian cells. Suppresses ESR1-mediated transcription of PTGS2/COX2 stimulated by tamoxifen (By similarity). Is a regulator of CYP19 expression (By similarity). Participates in SMAD3-dependent transcription of FST via the intronic SMAD-binding element (By similarity). Is a transcriptional repressor of STAR. Activates SIRT1 transcription under cellular stress conditions. Activates transcription of OSR2.		

**— VALIDATION IMAGES —**

25 ug total protein per lane of various lysates (see on figure) probed with FOXL2 monoclonal antibody, unconjugated (bsm-60825R) at 1:1000 dilution and 4°C overnight incubation. Followed by conjugated secondary antibody incubation at r.t. for 60 min.



Paraformaldehyde-fixed, paraffin embedded Human Ovary; Antigen retrieval by boiling in sodium citrate buffer (pH6.0) for 15 min; Antibody incubation with FOXL2 Monoclonal Antibody, Unconjugated(bsm-60825R) at 1:200 overnight at 4°C, followed by conjugation to the bs-0295G-HRP and DAB (C-0010) staining.



Paraformaldehyde-fixed, paraffin embedded Rat Ovary; Antigen retrieval by boiling in sodium citrate buffer (pH6.0) for 15 min; Antibody incubation with FOXL2 Monoclonal Antibody, Unconjugated(bsm-60825R) at 1:200 overnight at 4°C, followed by conjugation to the bs-0295G-HRP and DAB (C-0010) staining.