

## Beta neoendorphin Rabbit pAb

Catalog Number: bs-10741R

Target Protein: Beta neoendorphin

Concentration: 1mg/ml

Form: Liquid

Host: Rabbit

Clonality: Polyclonal

Isotype: IgG

Applications: IHC-P (1:100-500), IHC-F (1:100-500), IF (1:100-500)

Reactivity: Human, Mouse, Rat (predicted:Rabbit, Pig, Sheep, Cow, Dog, GuineaPig, Horse)

Predicted MW: 1 kDa

Entrez Gene: 5173

Swiss Prot: P01213

Source: KLH conjugated synthetic peptide derived from human Beta neoendorphin: 175-183/254.

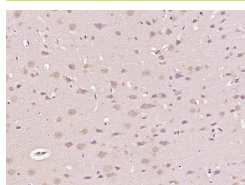
Purification: affinity purified by Protein A

Storage: 0.01M TBS (pH7.4) with 1% BSA, 0.02% Proclin300 and 50% Glycerol.

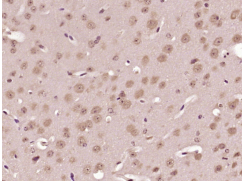
Shipped at 4°C. Store at -20°C for one year. Avoid repeated freeze/thaw cycles.

**Background:** The protein encoded by this gene is a preproprotein that is proteolytically processed to form the secreted opioid peptides beta-neoendorphin, dynorphin, leu-enkephalin, rimorphin, and leumorphin. These peptides are ligands for the kappa-type of opioid receptor. Dynorphin is involved in modulating responses to several psychoactive substances, including cocaine. Multiple alternatively spliced transcript variants encoding the same protein have been found for this gene. [provided by RefSeq, Jul 2010]

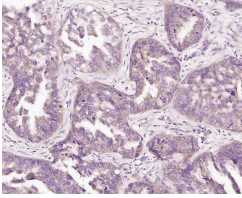
### VALIDATION IMAGES



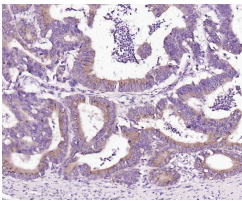
Paraformaldehyde-fixed, paraffin embedded (Rat brain); Antigen retrieval by boiling in sodium citrate buffer (pH6.0) for 15min; Block endogenous peroxidase by 3% hydrogen peroxide for 20 minutes; Blocking buffer (normal goat serum) at 37°C for 30min; Antibody incubation with (Beta neoendorphin) Polyclonal Antibody, Unconjugated (bs-10741R) at 1:400 overnight at 4°C, followed by operating according to SP Kit(Rabbit) (sp-0023) instructions and DAB staining.



Paraformaldehyde-fixed, paraffin embedded (Mouse brain); Antigen retrieval by boiling in sodium citrate buffer (pH6.0) for 15min; Block endogenous peroxidase by 3% hydrogen peroxide for 20 minutes; Blocking buffer (normal goat serum) at 37°C for 30min; Antibody incubation with (Beta neoendorphin) Polyclonal Antibody, Unconjugated (bs-10741R) at 1:400 overnight at 4°C, followed by operating according to SP Kit(Rabbit) (sp-0023) instructions and DAB staining.



Paraformaldehyde-fixed, paraffin embedded (human lung carcinoma); Antigen retrieval by boiling in sodium citrate buffer (pH6.0) for 15min; Block endogenous peroxidase by 3% hydrogen peroxide for 20 minutes; Blocking buffer (normal goat serum) at 37°C for 30min; Incubation with (Beta neoendorphin) Polyclonal Antibody, Unconjugated (bs-10741R) at 1:200 overnight at 4°C, followed by operating according to SP Kit(Rabbit) (sp-0023) instructions and DAB staining.



Paraformaldehyde-fixed, paraffin embedded (human colon carcinoma); Antigen retrieval by boiling in sodium citrate buffer (pH6.0) for 15min; Block endogenous peroxidase by 3% hydrogen peroxide for 20 minutes; Blocking buffer (normal goat serum) at 37°C for 30min; Incubation with (Beta neoendorphin) Polyclonal Antibody, Unconjugated (bs-10741R) at 1:200 overnight at 4°C, followed by operating according to SP Kit(Rabbit) (sp-0023) instructions and DAB staining.